



Piping Tree Ferry Options



Odm	Cue	Route	Road	Leg
0.0	Start		Visitor Center - Ride Through Park	1.2
1.2	L	156	Cold Harbor Rd 	0.6
1.8	BL	632	Crown Hill Rd	0.1
1.9	L	633	Beula Church Rd	1.4
3.3	R	635	Sandy Valley Rd	2.2
5.5	R	634	Beatties Mill Rd	1.1
6.6	L	632	Crown Hill Rd	0.7
7.3	L	628	McClellan Rd	1.6
8.9	R	606	Old Church Rd	1.5
10.4	L	629	Piping Tree Ferry Rd	4.7
15.1	R	606	Old Church Rd	4.7
19.8	L	628	McClellan Rd	3.1

Select Short or Long Return from Here

Short Return

22.9	R	609	Parsleys Mill Rd	1.5
24.4	L	632	Crown Hill	1.8
26.2	STR	156	Cold Harbor Rd 	1.0
27.2	END		Cold Harbor Battlefield Visitor Center	

Long Return

22.9	STR	628	McClellan Rd	2.5
25.4	L	616	Peace Rd	1.6
27.0	R		Quaker Rd (becomes Dispatch Rd then Fox Hunter Ln)	2.9
29.9	BL	630	Market Rd	0.8
30.7	R	156	Cold Harbor Rd 	2.7
33.4	L	156	Cold Harbor Rd 	1.0
34.4	END		Cold Harbor Battlefield Visitor Center	

Report Corrections to Hugh Aaron at 804-690-9720 or hugh@theaarons.com

Revised: 2/6/09 (w/post ride correction)

